


# The Big Picture

For pint-sized saints

Volume One



Written by Nancy Boyd

Illustrated by Sasha Boyd and Eileen Abe-Mesias



# The Big Picture

For pint-sized saints

Volume One

Written by Nancy Boyd

Illustrated by Sasha Boyd and Eileen Abe-Mesias

*The Big Picture for Pint-Sized Saints, Volume One*  
Copyright © 2011 by Nancy Boyd

All rights reserved. No part of this book may be reproduced, stored in a retrieval system or transmitted in any form or by any means - for example, electronic, photocopy, recording - without written permission from the author.

To contact the author please write,  
Nancy Boyd  
c/o Grace of God of Dinuba  
695 N Bates Av  
Dinuba, CA 93618  
or  
pastorn@igogod.org

All Scripture quotations, in this publication are from the HOLY BIBLE, NEW INTERNATIONAL VERSION ® NIV ® Copyright © 1973, 1978, 1984, 2011 by Biblica, Inc.™. All rights reserved worldwide.

The “NIV” and “New International Version” are trademarks registered in the United States Patent and Trademark Office by Biblica, Inc.™. Use of either trademark requires the permission of Biblica, Inc.™.

The addresses, web sites, and email addresses in this book are accurate at the time of publishing.

Printed in the United States of America.

ISBN978-09881977-0-1

Editor: Sarah Van Dermeyden  
Illustrated by: Sasha Boyd and Eileen Abe-Mesias

With special thanks to Kathy Lasswell, Eileen Abe-Mesias, Sasha Boyd and the Grace of God Children’s Ministry Team and with deep gratitude to God the Father, His son Jesus Christ, and Holy Spirit.

For more information on Grace of God of Dinuba or Nancy Boyd please visit:

[www.igogod.org](http://www.igogod.org)

# Table of Contents

## Introduction

Greeting.....	1
How to Use this Curriculum.....	2
Tips for Teachers.....	3

## God Is the Master of Creation

Monthly Letter to the Parents.....	4
Lesson One - Old Testament.....	5
Lesson Two - New Testament.....	8
Lesson Three - Spirit Lesson.....	11
Lesson Four - Creativity Lesson.....	14

## God Knows Me

Monthly Letter to the Parents.....	17
Lesson One - Old Testament.....	18
Lesson Two - New Testament.....	21
Lesson Three - Spirit Lesson.....	24
Lesson Four - Creativity Lesson.....	27

## God Keeps His Promises

Monthly Letter to the Parents.....	30
Lesson One - Old Testament.....	31
Lesson Two - New Testament.....	34
Lesson Three - Spirit Lesson.....	37
Lesson Four - Creativity Lesson.....	40

## Give Us Eyes To See

Fifth Sunday Lesson.....	44
--------------------------	----

Help with Spirit Lessons.....	47
-------------------------------	----

Endnotes.....	48
---------------	----

## How To Use The Big Picture Curriculum

Thank you for buying our curriculum! These lessons are geared toward 1<sup>st</sup> through 6<sup>th</sup> grades. However almost all of the Bible stories are in The Beginner Bible and we've found that the teaching easily adapts to Pre-K and Kindergarten ages.


Each volume contains thirteen lessons, enough for three months and a "fifth" Sunday.

There are four lessons per month that illustrate and emphasize the monthly theme (one for each Sunday of the month): Old Testament lesson, New Testament lesson, Spirit lesson, and Creativity lesson. The lesson plans include the following:

Five core components:

- "①Theme" for the month and how it relates to that week's lesson.
- "②This Month's Verse" will include a monthly verse that ties into to the main theme.
- "③Let's Chat" is a preliminary discussion section that will include questions or ideas that grab the children's attention and introduce the lesson for the day.
- "④Let's Learn, Let's Listen or Let's Create" is basically the main teaching for the day.
  - If you are teaching an Old or New Testament lesson, it will include thought provoking questions that relate directly to the day's Bible story.
  - If you are teaching the Spirit lesson, this is the activation portion of the lesson. *(For help on how to teach the Spirit lesson, check out the last two pages of the book.)*
  - If you are leading the Creativity lesson, this is where the day's activity is tied to the prior weeks' teaching and the instructions are given.
- "⑤Action Plan" will be an activity that emphasizes what the children learned or experienced that day. *(If you are teaching the Creativity Lesson, this section will include your list of necessary materials.)*
- In addition to the core components, the following sections are included:
  - A note for parents to be sent home with the children at the beginning of each month.
  - Two "Bright Idea" sections. We use the "Bright Idea" sections for thoughts, ideas or activities that will complement the day's lesson. This is not usually integral to the teaching but may be used in addition to the main teaching. It may be a recommendation for an extra-curricular activity to prepare the teacher for the lesson, an additional action plan or a helpful suggestion.
  - The section entitled "Core Values" at the top of the following page will usually reflect some basic beliefs or "core values" that we believe equips the teachers and enriches their teaching experience. *("Core Values" might also be used as extra space for additional action plans or discussion questions.)*
  - An illustration that you can reproduce and use in place of the action plan or as a time filler before or after class.
- The Fifth Sunday lessons are provided to be used for any month in the quarter that has more than four Sundays. They are stand alone lessons that follow the same basic format as the other lessons. *(Fifth Sundays can also become an opportunity for building relationships by just playing games together.)*

Again, thank you for allowing us to partner with you as you raise up the next generation of history makers.



# LESSON #1

①THEME-

GOD IS THE MASTER  
OF CREATION!

The theme for this month teaches that God has power to create. This creation story from Genesis illustrates how He can take nothing and make something spectacular!

②This month's verse:

Psalm 139:14(NIV)

I praise you because I am  
fearfully and wonderfully made;  
your works are wonderful,  
I know that full well.

③

Let's chat - engaging the children:

Prepare your students for today's lesson by engaging them in conversation. Allow the children to respond to your questions and observations.

Today we're going to learn about creating! Are YOU creative? What are some of the ways that you like to express your creativity?

Let's look at any chair. How did it come to be a chair? Did it just happen or did someone make it? Can anyone make something out of nothing?

Talk about what it takes to make a chair i.e. creativity, materials, a design or plans, tools, etc.

Discuss what it takes to make a "living thing" like a tree or a bird . . .



A Bright Idea!

Prior to today's lesson, read the first chapter of Genesis.

Try asking God to reveal the wonder of His creation to you through a child's eyes.

Ask Him what in His creation makes Him happy.



④

### Let's learn - teaching:

Transition from conversation to instruction.

How did the world come into being? (after letting them respond, invite them to read the creation story in Genesis 1:1 -2:2.)

Ensure your students learn this month's theme by asking the follow-up questions.

Do you think anyone other than God could have created the whole world?

Why do you think that God created people?

Do you believe that God created you?

If we're made in God's image, what are some of the things about you that reflect a creative God?



### Another Bright Idea!

If you have time after the action plan, have the class create a declaration for the week from today's teaching.

For example:

I declare that I am GOOD because God made me!

They can write it on index cards and take them home to declare over themselves every day this week to help them remember God's goodness in them.



CORE  
VALUE

PEOPLE ARE  
GOOD BECAUSE  
THEY ARE  
CREATED IN  
GOD'S IMAGE

We want to emphasize the gold that God has hidden in every person - His image. One way to do that with your class is to discuss with the children the variety of things that God created in the story.

If they don't bring it up, be sure to point out that everything God created "was good."

Follow up with "So if God created you, do you think 'it was good?' Why or why not?"

⑤

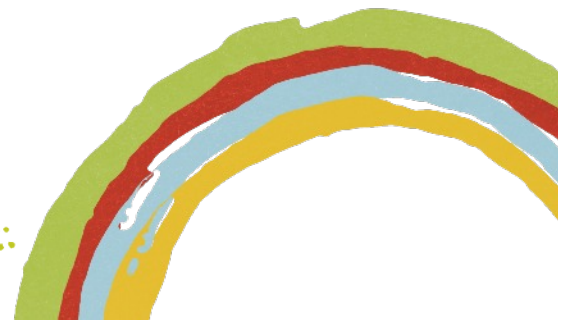
### Action Plan:

Emphasizing the lesson through activity.


Have the children sit at a table with no paint or paper - ask them to create a picture of the world that God created.

They will quickly realize how difficult it is to create something out of nothing. God IS the master of creation!

Pass out watercolor paints, brushes, and paper and let them express their creativity by painting a part of the creation story or a self-portrait.



And God said, "Let there be light,



and there was light.

Genesis 1:3 (NIV)

# “I just want to see your face!”

That was the cry of my heart several years ago as I attended a spiritual revival conference in Pasadena. After receiving ministry at the end of one session, I heard God speak clearly into my heart - *“To see my face, look in the faces of the children at your church. They are a vital part of My body and they reflect my face!”*

That revelation changed everything for me. I now saw our children as spiritual people filled with God's spirit. That began a search for ways to equip them to take hold of their identities as children of God while still allowing them to be children. The lessons in our curriculum reflect the answers we've come up with in response to that search. I sincerely hope that this material blesses you and gives you tools to raise up a generation of world changers in your area!

But Jesus called the children to him and said,

“Let the little children come to me,

and do not hinder them,

for the kingdom of God belongs to such as these.

I tell you the truth, anyone who will not receive the kingdom of God like a little child will never enter it.”

Luke 18:16-17(NIV)



Bert and Nancy Boyd are the senior leaders of Grace of God Fellowship, a growing church located in Dinuba, California, where God's love, hope, joy and healing abound!

Grace of God Fellowship is an affiliate of Global Legacy from Bethel Church in Redding, CA and The River International Revival Network in Orangeville, CA.

[www.igogod.org](http://www.igogod.org)